

ORGANIZING SOCIETIES

The International Committee of Symposia on Morphological Sciences (ICSMS)















Chinese Society for Anatomical Sciences (CSAS)

China International Conference Center for Science and Technology (CICCST)

John Wiley & Sons, Inc., Publisher of Anatomical Sciences Education (ASE)

Shaanxi Society for Anatomical Sciences

The Fourth Military Medical University

July 26, 2017 (Wed.)				
08:00 - 20:00	Registration			
18:00-20:00	Welcome Reception for invited guests and foreign guests			
July 27, 2017 (Thu.)				
07:30 - 18:00	Registration and Exhibition Visit			
08:30 - 09:00	Opening Ceremony			
Plenary Talks (I) July 27, 2017 (Thu.) 09:00-12:15	Chairs:  Guido Macchiarelli	 09:00-09:30	1. Prof. Guido Macchiarelli, President of ISMS, University of L'Aquila, Italy In vitro handling of human oocyte for fertility preservation. Morphological insights	
	 Yun-Qing Li	 09:30-10:00	2. Prof. George Paxinos, School of Medical Sciences, The University of New South Wales, Australia Brain & Mind: Who is the Puppet and Who the Puppeteer?	
	10:00-10:15 Tea break			
	Chairs:  Guido Macchiarelli	 10:15-10:45	3. Prof. Gong Ju, The Fourth Military Medical University, China Control of Immunity by Central Nervous System	
	 Yun-Qing Li	 10:45-11:15	4. Prof. Xu Zhang, Shanghai Institutes for Biological Sciences, China Academe of Sciences, China Types and functions of secretory vesicles in somatosensory neurons	
	 Yun-Qing Li	 11:15-11:45	5. Prof. David Brynmor Thomas, University of St Andrews, UK Rigorous evaluation in cell replacement therapy	
	 Yun-Qing Li	 11:45-12:15	7. Prof. Yun-Qing Li, The Fourth Military Medical University, China Morphologic Approach to Reveal the Mechanisms Underlying Side-effects of Opioid Application	
	12:15 - 13:30	Exhibition and Lunch Break exhibition and poster (Presenting author please stand by poster)		
	Plenary Talks (II) July 27, 2017 (Thu.) 13:30-16:00	Chairs:  Shaoxiang Zhang	 13:30-14:00	7. Prof. Diogo Pais, Secretary General of ISMS, NOVA Medical School of Lisbon, Portugal Body Donation at the NOVA Medical School in Lisbon from 1982 to 2016

	 Diogo Pais	 14:00-14:30	8. Prof. Yasuo Uchiyama, Juntendo University Graduate School of Medicine, Japan Dual roles of ATG9A in autophagosome formation and neurite extension
		 14:30-15:00	Prof. Wojciech Pawlina, Mayo Clinic College of Medicine, USA Anatomy education: authentic training for the next generation of health care providers
		 15:00-15:30	10. Prof. Katrin Amunts, Institute of Neuroscience and Medicine (INM-1), Research Centre Juelich, Germany Bridging the scales – toward an understanding of the multi-level organisation of the human brain
		 15:30-16:00	11. Prof. Tianzi Jiang, Institute of Automation, Chinese Academy of Sciences, China The Human Brainnetome Atlas and Its Application
16:00-16:15	Tea break		
Plenary Talks (III) July 27, 2017 (Thu.) 16:15-18:45	Chairs:  Changman Zhou  Richard Drake	 16:15-16:45	12. Prof. Lique Coolen, University of Mississippi USA KNDY Neurons: a Morphological framework for neuroendocrine control of reproduction
		 16:45-17:15	13. Prof. JiuHong Kang, School of Life Science, Tongji University, China A Novel LincRNA-CDAR/Eomes-interdependent Complex Regulates Cardiac Mesoderm Specification and Cardiogenesis
		 17:15-17:45	14. Prof. Hongjun Song, Johns Hopkins University, USA Analysis of intact neuronal morphology in the adult brain by serial end-block imaging and chronic in vivo imaging
		 17:45-18:15	15. Prof. Ruimao Zheng, Peking University Health Science Center, China PKA-RiiB Signaling & The Neural Structure Controlling Metabolism
		 18:15-18:45	16. Prof. Lin Wang, Xiehe Hospital, Huazhong University of Science and Technology, China Developing novel multi-functional sericin biomaterial for tissue repair and regeneration
19:00-	Dinner and Free Time		
POSTER July 27, 2017 (Thu.) 08:00 - 17:00. (No.001-130)			

AM 8:00-10:00, July 28 (Fri), PARALLEL SYMPOSIUMS 1-5, FREE PAPER SESSIONS 1-2

Places and Chairs	Reporter	Title
<p>Room 1</p> <p>Parallel Symposium 1:</p> <p>Academic Exchanges Across the Taiwan Straits (1)</p> <p>Chairs:</p> <p>Shaoxiang Zhang</p> <p>Kuo-Hsing Ma</p>	Kuo-Hsing Ma, Department of Biology and Anatomy, National Defense Medical Center	Xenograft strategy for the treatment of Parkinson's disease
	Lap Ki Chan, The University of Hong Kong	How to prepare novice anatomy teachers for teaching in the gross anatomy laboratory
	Yang-Kao Wang, Department of Cell Biology and Anatomy, College of Medicine, National Cheng Kung University	Vimentin in breast cancer malignancy
	Min Xiao, Department of Anatomy, Histology and Embryology, School of Medicine, Shandong University	Attention performance measured by attention network test is correlated by global and regional efficiency of structural brain networks
	Yi Wu, Institute of Digital Medicine, Biomedical Engineering College, Third Military Medical University	Architectural differences in the anterior and middle compartments of the pelvic floor of young-adult and postmenopausal females
	Wei Zhao, Department of Histology and Embryology, Zhongshan School of Medicine, Sun Yat-sen University	Epigenetic Reprogramming and Cancer Cell Plasticity
<p>Room 2</p> <p>Parallel Symposium 2:</p> <p>Innovative technology and teaching methods in today</p> <p>Chair:</p> <p>Dongmei Cui</p>	Dongmei Cui, University of Mississippi, USA	Are 3D stereoscopic vascular models more effective than 2D images in learning human anatomy?
	Lique Coolen, University of Mississippi, USA	Tissue clearing and imaging techniques in research and education
	Gongchao Yang, University of Mississippi, USA	Technology and Medical Students' Information Needs: Implications in Medical Education.
	Timothy D. Wilson, Western University, London, Canada	Looking Behind the Blank Stare: Student Cerebral Blood Flow Response and Eye- Tracking Behaviour to Spatially Complex Images
<p>Room 3</p> <p>Parallel Symposium 3:</p> <p>Gametes, Associated Somatic Cells and Early Embryo Dynamics in Vivo and in Vitro: From Molecules to Morphology</p> <p>Chair:</p> <p>Stefania A. Nottola</p>	Hideaki Yamashiro, Niigata University, Japan	Transgenerational effects on calf spermatogenesis and metabolome associated with paternal exposure to radiation after Fukushima accident
	Maria Grazia Palmerini, University of L'Aquila, Italy	Culture of granulosa cells as an in vitro model of reproductive toxicity. An ultrastructural and bio-molecular study
	Eimei Sato, Tohoku University, Japan	Ovarian follicle maturation
	Gulmira Zhurabekova, Aktobe University, Kazakhstan	The effects of pesticides of female sterility in the Area of Aral Lake Disaster.
	Satoshi Sugimura, Tokyo University of Agriculture and Technology, Japan	Morphokinetics of preimplantation embryo and the viability
	Stefania A. Nottola, Sapienza University, Italy	Influence of different macromolecular supplements on the ultrastructural morphology of the human oocyte during cryopreservation
<p>Room 4</p> <p>Parallel Symposium 4:</p> <p>Progress in locomotion</p>	Diogo Pais, Faculdade de Ciencias Medicas – UNL, NOVA Medical School of Lisbon, Portugal	Interpretation of general microvascular morphology using SEM Corrosion Casts
	Larisa Udochkina, Astrakhan State University, Russia	The cycle of upper limbs motion in normal gait of a man

and cardiovascular system research and education	Pasuk Mahakkanukrauh, Chiangmai University, Thailand	Cadaveric surgical training center and cadaveric research center in Thailand	
	Chair: Beverly Kramer	Beverly Kramer, University of the Witwatersrand, South Africa Variations in bone density in the human mandible during the early stages of dental development	
Room 5 Parallel Symposium 5: Trends of Microscopic Research for Cell Biology and Histology	Satoshi Waguri, Fukushima Medical University, Japan	Ultrastructure of autophagy by electron microscopy	
	Yasuyuki Sasano, Tohoku University, Japan	Calcification process of bone growth by analytical electron microscopy	
	Takeshi Kubo, Hitachi Hi-Tech, Japan)	Three-dimensional reconstruction of serial sections by transmission electron microscopy	
	Chair: Tatsuo Ushiki	Yusuke Ominami, Hitachi Hi-Techn, Japan Atmospheric scanning electron microscopy in biology	
	Tatsuo Ushiki, Niigata University, Japan	Scanning ion conductance microscopy for cell and tissue research	
Room 6 Free Papers Session-1: Development and Cancer Progression	Gen Yamada, Wakayama Medical University, Japan	Frontier of cell migration analysis; androgen development mouse genitalia formation based on the mutant model analysis	
	Guang Wang, Jinan University, China	Atg7 is involved in the neural crest cell generation in chick embryo	
	Xianjun Chen, Third Military Medical University, China	A novel functional connection of the schizophrenia risk genes FEZ1 and QKI in oligodendroglia development	
	Chair: Hongquan Zhang	Xin Cheng, Medical College, Jinan University, China Usage of dexamethasone increases the risk of skeletal dysplasia in the chick embryo	
	Changed to another session		
	Cancelled		
Room 7 Free Papers Session-2: Development Biology	Ruijin Huang, Institute of Anatomy, University of Bonn, German	Development and evolution of the head-trunk-nterface	
	Chanchan Chen, Department of Operative Dentistry and Endodontics, Sun Yat-sen University, China	Nkd2 regulated the development of teeth in mice through Wnt/ β -catenin signaling pathway	
	Haixia Zhao, Chengdu Medical College, China	Foxp-Mediated Repression of Runx2 Regulates Endochondral Ossification in Developing Long Bones	
	Chair: Houqi Liu	Xuzhao Li, College of Veterinary Medicine, Northwest A & F University, China Overexpression of CTP Synthase Influences Progenitor Proliferation, Differentiation and Neuronal Migration in Mice Brain Development	
	Taida Huang, School of Biomedical Sciences, Faculty of Medicine, The Chinese University of Hong Kong, China	Role of Slitrk6 in the development of the enteric nervous system	
	Min Xiao, School of Medicine, Shandong University, China	The location and genetic correlation of cortical areas related with executive control	
	Jiang Huang, The Fourth Military Medical University, China	Dynamic patterns of colocalization of enkephalinergic neurons with calbindin, calretinin and parvalbumin in the mouse spinal cord during development	
10:00 - 10:15	Tea break		

AM 10:15-12:15, July 28 (Fri), PARALLEL SYMPOSIUMS 6-8, WORKSHOP, FREE PAPER SESSIONS 3-5

<p>Room 1</p> <p>Parallel Symposium 6: Academic Exchanges Across the Taiwan Straits (2)</p> <p>Chairs:</p> <p>Changman Zhou</p> <p>Guo-Fang Tseng</p>	Steve Leu, Institute for Translational Research in Biomedicine, Kaohsiung Chang Gung Memorial Hospital	Maternal fructose exposure during pregnancy and lactation in rats modulates the cardiac developmental programming and stress response in offspring
	Chia-Ching Wu, Department of Cell Biology and Anatomy, National Cheng Kung University	Microenvironmental Induction of Adipose-derive Stem Cells for Nerve Regeneration
	Bing Liu: Institute of Automation, Chinese Academy of Sciences	The genetic mechanism of cortical development and its relationship with psychiatric disorders.
	Lan Xiao, Department of Histology and Embryology, The Third Military Medical University	Developmental hypomyelinating leads to cognitive deficit and increases risk for social withdraw: an animal study
	Tao Chen, Department of Anatomy, The Fourth Military Medical University	Facilitated Corticospinal Projecting Neurons in the ACC after Nerve Injury
	Guo-Fang Tseng, Department of Anatomy, College of Medicine, Tzu Chi University	Cortical compression affects contralateral cortex rapidly by altering commissural projections
<p>Room 2</p> <p>Writing workshop - Publishing in Anatomical Sciences Education</p> <p>Chair:</p> <p>Richard L. Drake (sponsored by ASE)</p>	<p>Wojciech Pawlina, M.D. Co-Editor-in-Chief Anatomical Sciences Education Department of Anatomy Mayo Clinic College of Medicine United States</p> <p>Richard L. Drake, Ph.D. Co-Editor-in-Chief Anatomical Sciences Education Cleveland Clinic Lerner College of Medicine United States</p>	The goal of this workshop will be to help participants gain a better understanding of the publication process and what journal editors and reviewers are looking for.
<p>Room 3</p> <p>Parallel Symposium 7: New approaches to the study and visualization of human body</p> <p>Chairs:</p> <p>Aiji Ohtsuka</p> <p>Guido Macchiarelli,</p>	Aiji Ohtsuka, Okayama University in Japan, Japan	A system for 3-d visualization of human dissections
	Joao Gory O'Neill, Lisbon, Portugal	Dissection formation, with special regard to endoscopy training in cadavers.
	Zhifang Yang, Shanghai University of Medicine & Health Sciences, China	The application of blended teaching mode in the integrated course of basic medicine
	Guido Macchiarelli, University of L'Aquila, Italy	Our experience on the use of Anatomage, a virtual dissecting table.
<p>Room 4</p> <p>Parallel Symposium 8: Sleep, aging and neuroanatomical terminology</p> <p>Chair:</p> <p>Ruixi Li</p>	Somayeh Mesgar, Shahid Heheshti University of Medical Sciences, Iran	The effects of exogenous melatonin on morphological changes in locus coeruleus nucleus characterized by REM sleep deprivation
	Sergey Shemyakov, First Sechenov Moscow State Medical University, Russia	Inerconnection of morphological changes with lipid peroxidation in human hippocampus during aging
	Xiang-Shan Yuan, Fudan University Shanghai Medical College, China	Striatal Adenosine A2A Receptor Neurons Regulate Sleep Behavior
	David Kachlik, Second Faculty of Medicine, Charles University, Czech	Terminologia neuroanatomica 2017 – a new revision of anatomical and histological nomenclature

<p>Room 5</p> <p>Free Papers Session 3: Trends in Morphological Sciences</p> <p>Chair: Xiang-Qun Yang</p>	Kapustin RF	Morphometric characteristics of the Yorkshire Terrier's teeth
	Robert Ndou, University of the Witwatersrand, South Africa	The Effects of Prenatal Alcohol Exposure on S-D Rat Femur: A Three-Dimensional Micro Focus X-ray Computed Tomography Investigation
	Maia Dgebuadze, Tbilisi State Medical University, Georgia	Sex-related peculiarities of the morphology of rat renal microvasculature
	Jing Tang, Chongqing Medical University, China	The effects of running exercise on the oligodendrocytes in the hippocampus of depression model rats
	Hong-Tao Liu, School of Kinesiology, Shanghai University of Sport, China	Morphological study on exercise-induced myocardial ischemia and hypoxia injury
	Yan Yang, Xiangya School of Medicine, Central South University, China	A study on patients with split hands/feet malformation from a pedigree
<p>Room 6</p> <p>Free Papers Session 4: Basic researches on diseases of nervous system</p> <p>Chair: Dianshuai Gao</p>	Yinghua Zhang, Xinxiang Medical University, China	N-acetylcysteine ameliorates autistic-like behavioral abnormalities via its antioxidant properties but not by oxidative stress regulating the Wnt/ β -catenin signaling pathway in an animal model of autism
	Qionglan Yuan, Tongji University School of Medicine, China.	Neuroplastin 65 mediates neuropsychiatric and cognitive activities
	Yi Zhang, Chongqing Medical University, China	Fluoxetine improves behavioral performance through protecting the oligodendrocytes in the hippocampus of APP/PS1 transgenic AD mice
	Boning Yang, Guangxi Medical University, China.	The effect of antioxidants on the neurotoxicity of manganese exposure in mice model
	Wei Li, Hebei Medical University, China	Morphological changes of hippocampal cortex and lateral ventricular ependyma and choroid plexus for the rats induced by experimental subarachnoid hemorrhage
	Dianshuai Gao, Xuzhou Medical University, China	Study on Molecular Mechanism of GDNF Protecting Dopaminergic Cells
<p>Room 7</p> <p>Free Papers Session 5: Stem Cell (1)</p> <p>Chair: Xiang Zeng</p>	Tongfang Tong, The Second Military Medical University, China	Effects of JAM-A Regulation on Epidermal Stem Cells Proliferation and Migration
	Jun Ma, Hebei Medical University, China	Generation of motor neuron from ALS patients' induced pluripotent stem cells (iPSC) with C9orf72 repeat expansion
	Fuwu Wang, School of Basic Medical Science, Shandong University, China	Interleukin-6 promotes mesenchymal stem cell migration via activation of FAK and MAPK signaling pathway in activated microglia milieu
	Chang Liu, School of Basic Medical Science, Shandong University, China	Melatonin suppresses autophagy in tri-ortho-cresyl phosphate treated mouse neural stem cells
	Zhi-rong Luo, School of Basic Medicine, Shanghai University of Traditional Chinese, China	Effect of Notoginsenoside R1 on proliferation, migration, and angiogenic activity of bone marrow mesenchymal stem cell
	Gang Chen, Jiangsu Key Laboratory of Neuroregeneration, Nantong University, China	Intrathecal bone marrow stromal cells inhibit neuropathic pain
Xiang Zeng, Zhongshan School of Medicine, Sun Yat-sen University, China	Perineurium-Like Structure Formed by Implanted Prototype Mesenchymal Stem Cells Confers Nerve Protection after Spinal Cord Injury	
12:30 - 13:30	Lunch Break. Exhibition and Poster (The author please stand by poster)	
<p>Room Bordeaux</p> <p>13:00 - 15:00 July 28, 2017</p>	<p>Official Meeting of the Board of Members and Delegates of the International Committee of Symposia of Morphological Sciences</p>	

PM 13:00-15:00, July 28 (Fri), PARALLEL SYMPOSIUMS 9-12, WORKSHOP , FREE PAPER SESSIONS 6-8

<p>Room 1</p> <p>Parallel Symposiums 9: Peking University Principal Investigation</p> <p>Chairs: Changman Zhou Ruimao Zheng</p>	Ming Yi, Peking University, China	How environmental enrichment and exercise promote recovery from inflammatory pain: Role of hippocampal BDNF and neurogenesis
	Jing Zhou, Peking University, China	MicroRNA mediates the hemodynamic regulation of endothelium-to-smooth muscle signaling
	Zhuo Huang, Peking University, China	Status epilepticus induced downregulation of erg3 mediated potassium channels facilitate the development of epilepsy in mouse temporal lobe epilepsy model
	Zhengwei Xie, Peking University, China	Development of anti-aging drugs by systems-biology approaches
<p>Room 2</p> <p>Parallel Symposium 10: Cell Biology</p> <p>Chairs: David Brynmor Thomas Wei An</p>	David Brynmor Thomas, University of St Andrews, UK	The radiation chimaera in the design and evaluation of cell replacement therapy
	Hong Fan, The Fourth Military Medical University, China	Necroposis of reactive astrocytes and microglia/macrophages in spinal cord injury
	Kapustin RF, Belgorod University of Cooperation, Economics and Law, Belgorod, Russia	Combination of genetic polymorphism rs12444979, rs2241423 and uterus hyperplastic processes forming
	Teng Ma, The Third Military Medical University, China	NCX3 Function as the Crucial Target in Lead Poisoning Induced Poor Differentiation of Oligodendrocytes via Regulating Intracellular Calcium Overload
<p>Room 3</p> <p>Parallel Symposium 11 Anatomy</p> <p>Chairs: Shuwei Liu Shimin Zhang</p>	Shuwei Liu, Shandong University, China	4D Template of the human fetal hippocampal formation during early second trimester
	Dongmei Cui, University of Mississippi Medical Center, USA	Three-Dimensional Measurement of Spatial Orientation of Internal Carotid Arteries and Vertebral Arteries in Virtual Anatomic Models
	Xinru Du, Capital Medical University, China	Clinical Anatomy of the Lumbosacral Transitional Vertebrae With Pedicle Screw Insertion through the Posterior Approach
	Pasuk Mahakkanukrauh, Faculty of Medicine, Chaingmai University, Thailand	Age Estimation of Lumbar Vertebrae by Visual Assessment in a Thai Population
<p>Room 4</p> <p>Parallel Symposium 12: Organs Development and Molecular Regulation</p> <p>Chairs: Beate Brand-Saberi, Yue Wang</p>	Beate Brand-Saberi, Ruhr-University Bochum, Germany	Cell migration and morphogenetic processes relevant to myogenesis in the vertebrate embryo.
	Song Qin, Shanghai Medical College, Fudan University, China	The astrocyte development in the thalamus
	Maia Dgebuadze, Tbilisi State Medical University, Georgia	Morphological disorders of the spleen in eksperimental traumatic shock
	Yue Wang, The Second Milirary Medical University, China	Non-coding RNAs in human stem cells: from Balance to Communication.
<p>Room 5</p> <p>Free Papers Session 6: Physical Anthropology</p>	Guiying Zhai, Jinzhou Medical University, China	A new approach for Three-dimensional Craniofacial Approximation based on Euclidean Distance Matrix Analysis
	Lu Liu,, College of Life Science and Technology, Inner Mongolia Normal University, China	A Study on the Geographical Distribution of Stature, Body Weight and Latitude of Urban Han in China

Chair: Huanjiu Xi	Yan Li, Guangxi Medical University, China	Association of Sarcopenic Obesity with Hypertension in Different Minorities of China
	Xingcai Chen, Guangxi Medical University, China	Factors affecting bone strength in Mulam: a cross-sectional study
	Huanjiu Xi, Jinzhou Medical University, China	Analysis of Environmental Factors Influencing on Growth and Development of Plateau Children and Adolescents in China
	Jiangdong Wu, Shihezi University, China	Association between HLA-DRB1, -DQB1 and -DPB1 alleles and pulmonary tuberculosis in Kazak population of Xinjiang Uygur autonomous region: a case-control study
Room 6 Free Papers Session 7: Mechanisms underlying brain function and disease Chairs: Guo-Fan Tseng Jianguo Qi	Zhi'an Liu, Xuzhou Medical University, China	The assembly of NR2B-CaMKII-PSD95 signaling module in Alzheimer's disease (AD)-like rat hippocampus and its activation role in MLK3/JNK3 signaling pathway
	Youquan Ding, West China School of Medicine, Sichuan University, China	CD4 ⁺ T cell infiltration in adult rat dorsal root leptomeninges is required for chronic transition of nerve injury-induced mechanical allodynia
	Maryam Soleimani, University of Social Welfare and Rehabilitation Sciences, Iran	Study of Coenzyme Q10 on Level of TNF- α , IL-10 in spinal cord injury of rat menopausal model
	Bin Du, West China School of Medicine, Sichuan University, China	Optimization of fluorescent immunolabeling and imaging protocols for free-floating thick tissue sections
	Junde Zhu, Guizhou Medical University, China	Neuroprotective effects via Wnt/ β -catenin signaling pathway Noggin against cerebral ischemia injury in rats
	Guo-Fang Tseng, College of Medicine, Tzu-Chi University, China	Cortical compression affects contralateral cortex rapidly by altering commissural projections
Room 7 Free Papers Session 8: Stem Cell (2) Chair: Yuanshan Zeng	Haifeng Zhang, Shanghai Medical School of Fudan University, China	CD34+VEGFR-3+ Endothelial Progenitor Cells Carried with Self-assembling Peptide Promote Lymphangiogenesis after Myocardial Infarction
	Qingtao Li, School of Medicine, South China University of Technology, Guangzhou, China	Directs ADSCs Endothelial Differentiation on Dopamine Coated Aligned Nanofibers Matrix with Platelets
	Shiwu Dong, Third Military Medical University, China	Expression profiles of miRNAs and lncRNAs during osteoclastogenesis in different stages
	Xinle Li, School of Basic Medical Sciences, Tianjin Medical University, China	Role of bone marrow-derived cells regulating abnormal bone remodeling in osteoarthritis treatment
	Huifeng Wang, Guangxi Medical University, China	In vitro study on differentiation of BMSCs into pancreatic islet-like structures
	Jun Fan, School of Fundamental Science, China Medical University, China	MiR-150 regulates adipogenic differentiation of adipose-derived stem cells by targeting AMPK
	Huijuan Shu, School of Preclinical Medicine, Guangxi Medical University, China	Intra-hippocampal NSCs transplantation improves learning and memory in mouse model of manganese-exposure
Xingxing Li, Xi'an Jiaotong University Health Science Center, China	The Inhibitory Effect of Neural Stem Cells on Biological Behavior of Glioma Stem Cells in vitro	
15:00-15:15	Tea break	
PM 15:15-17:15, July 28 (Fri), PARALLEL SYMPOSIUMS 13-15, WORKSHOP, FREE PAPER SESSIONS 9-11		
Room 1 Parallel Symposium 13: Multiscale Connectivity Atlas Chairs:	Henry Kennedy, Stem cell and Brain Research Institute, France	The Spatially-Embedded Brain
	Chuyang Ye, Institute of Automation, Chinese Academy of Sciences, China	An Automated Pipeline for Connectivity-based Parcellation of Macaque Brains
	Lingzhong Fan, Institute of Automation, Chinese Academy of Sciences, China	Uncovering the Connectional Architecture and Structure-function Organization of Human Orbitofrontal Cortex

Tianzi Jiang Henry Kennedy	Xiaojiang Li, GHM Jinan University, GHM Institute of CNS Regeneration, China	Genetically modified monkey models of neurological orders
Room 2 Parallel Symposiums 14: Human Brain Bank Chair: Xiaoxin Yan	Yue Huang, School of Medical Sciences, Faculty of Medicine, UNSW Australia, Australia	Molecular staging neuropathological hallmarks of Alzheimer 's disease
	Xiaoxin Yan, XiangYa School of Medicine, Central South University, China	Are senile plaques of man constitutently unique among mammals?
	Wenyong Qiu, Chinese Academy of Medical Sciences, Peking Union Medical Collage, China	Establishment and application of standardized operational protocol for human brain bank in China
	Bing Sun, China Brain Bank in Zhejiang University School of Medicine, China	Brain Banking in Zhejiang University School of Medicine
Room 3 Parallel Symposiums 15: Trends in Morphological Sciences Chairs: Hong-Jin Sui Seung-Ho Han	Seung-Ho Han, Chung-Ang University, Korea	We live and age what we are
	Hong-Jin Sui, Dalian Medical University, China	Clinical Anatomy of the Myo-Dural Bridge
	Xiang-Qun Yang, The Second Military Medical University, China	Differentiation of stem cells into pacemaker cell in vitro
	Jie Li, Tianjin Medical University, China	Insights on ultrastructural changes of the chondrocytes in osteoarthritis treatment with mechanical loading
Room 4 Free Papers Session 9: Neuroanatomical Bases for Nerve Diseases Chair: Bingyin Su	Behnamedin Jameie, Iran University of Medical Sciences, Iran	Effects of 660 and 980 nm Low Level Laser Therapy on Neuropathic Pain Relief Following Chronic Constriction Injury in Rat Sciatic Nerve
	Yi Li, Medical College, Nantong University, China	Down-regulation of EphB2 by RNA interference inhibits astroglial-fibrotic scar formation and improves spinal cord axon growth on a microfluidic platform
	Li He, Third Military Medical University, China	SRC-1/Rictor pathway is involved in Estrogen receptor beta mediated ovary estrogens regulation on hippocampal actin cytoskeleton polymerization and spatial memory in female mice
	Junli Liu, Dalian Medical University, China	Liraglutide protects against retinal neurodegeneration in the type 2 diabetic mice by alleviating endoplasmic reticulum stress
	Xiaolu Zhang, Biomedicine Research Center, Botou Medical College, China	DNA methylation in an autohypoxia animal model brain
	Bing-Yin Su, Chengdu Medical College, China	Spatial and temporal expression of zebrafish dopaminergic neurons during development
Room 5 Free Papers Session 10: Tumor Biology Chair: Hongquan Zhang	Chunmin Liang Shanghai Medical College, Fudan University, China	The molecular mechanism of EMT and drug resistance promoted by chemokine receptor 7 in epithelium derived cancers of digestive system
	Jun Zhan, Peking University Health Science Center, China	Role of Integrin Interacting Protein Kindlins in Development and Cancer
	Shu Yang, Capital University of Medical Sciences, China	Receptor tyrosine kinase and colorectal cancer
	Xiaoxun Xie, Guangxi Medical University, China	Mage-d4 is a novel marker of poor prognosis involved in glioma tumorigenesis
	Shujuan Shao, Dalian Medical University, China	PDIA6 promotes the proliferation of HeLa cells through activating the Wnt/ β -catenin signaling pathway
	Hongquan Zhang, Peking University Health Science Center, China	FERM-containing proteins and cancer progression
Room 6	Guodong Li, Department of Orthopedics, Kunming General Hospital, China	Application of digital technology in superficial lateral sural artery perforator flap for tiny hand wounds

Free Papers Session 11 : Applied Anatomy Chair: Yongqing Xu		reconstruction
	Xiaoqing He, Department of Orthopedics, Kunming General Hospital, China	Digital assisted technology in double skin paddle anterolateral thigh flap for reconstruction of degloved injury of foot
	Xi Yang, Department of Orthopedics, Kunming General Hospital, China	Effect of Nerve Growth Factor on survival of cross-boundary perforator flap in rats
	Chuan Li, Department of Orthopedics, Kunming General Hospital, China	Finite element analysis of NiTi Shape Memory Alloy STT Arthrodesis Concentrator (NT-STTAC)
	Jiayong Wang, Institute of Tissue Engineering, China Medical University, Shenyang, China	MicroRNA-21 promotes axonal regeneration after peripheral nerve injury
	Yongqing Xu, Department of Orthopedics, Kunming General Hospital, China	Superficial lateral sural artery perforator flap for hand reconstruction
18:00-20:00	社会活动 (Social Activities)	
POSTER July 28, 2017(Fri) 08:00 - 17:00. No.131-260		
[131] [260]		
AM 8:00-10:00, July 29 (Sat), PARALLEL SYMPOSIUMS 16-19, FREE PAPER SESSIONS 12 & 13		
Room 1 Parallel Symposium 16: YIN-YANG of cell migration Sponsor Chair: Boon Huat Bay	Gen Yamada, Wakayama Medical University, Japan	Frontier research on cell migration and organogenesis: application of mutant mouse models to study cell migration for reproductive tissue formation
	Gyeonghun Baeg, National University of Singapore, Singapore	Functional study of cell adhesion in stem cell homeostasis
	George Yip, National University of Singapore, Singapore	There and back again: A sweet journey in cell migration during wound healing
	Boon Huat Bay, National University of Singapore, Singapore	Epithelial mesenchymal transition drives cell migration in cancer progression
	Martin Gotte, Münster University Hospital, Munster, Germany	Title and Description Role of microRNAs in cancer cell migration
Room 2 Parallel Symposium 17: High brain function and pain Chair: Shengxi Wu	Kewei Chang, Xi'an Jiaotong University Health Science Center, China	Activation of $\alpha 7$ nicotinic acetylcholine receptor alleviates oxidant stress damage induced by A β 1-42 associated with downregulation of ERK1/2 signaling pathway
	Miklos Antal, University of Debrecen, Hungary	Differential Expression of Cannabinoid-1 Receptors on Axon Terminals of Distinct Subsets of Nociceptive Primary Afferents in the Superficial Spinal Dorsal Horn of Rats
	Yu-Lin Dong, The Fourth Military Medical University, China	Essential role of amygdaloid-ventrolateral periaqueductal connection in pain
	Shengxi Wu, The Fourth Military Medical University, China	Cortical short term plasticity is a critical event in the comorbidity of pain and anxiety
Room 3 Parallel Symposium 18: Regenerative Medicine & Functional Rehabilitation Chairs: Shusen Cui, Libing Zhou	Xiaozhong Qiu, South Medical University, China	Conductive cryogel as cardiac tissue patch to repair myocardial infarction
	Libing Zhou, Jinan University Medical School, China	Celsr2 is involved in motoneuron regeneration and functional recovery using a BPI model
	Shusen Cui, China-Japan Union Hospital of Jilin University, China.	The functional assessment of NGF carried by hydrogel mPEG-PELG in peripheral nerve regeneration
	Dengbing Yao, Nantong University, China.	The Effect of Claudin 14/15 on Early Wallerian Degeneration after Sciatic Nerve Injury
Room 4	Aiji Ohtsuka, University of Okayama, Japan	3D multiview anatomy system: Virtual 3d multilayer dissection of cadaver images

<p>Parallel Symposium 19: New approaches to the study and visualization of human body</p> <p>Chair: Aiji Ohtsuka</p>	Zhifang Yang, Shanghai University of Medical & Health Sciences, China	Virtual dissection for human body imaging and anatomy education
	João Erse Goyri O'Neill, New University of Lisbon, Portugal	Surgical training with laparoscopic techniques in embalmed bodies
	Yi Jiao, Anhui Medical University, China	Application of flipped systematic anatomy classroom based on digitized virtual human
<p>Room 5</p> <p>Free Papers Session 12: The combination of traditional and modern anatomy education</p> <p>Chair: Hongwei Yu</p>	Hongwei Yu, Harbin Medical University, China	Blended learning improve students' ability in the class of histology and embryology
	Li Gui, Morphology Center of Anhui Medical University, China	Construction and practice of science popularization education demonstration platform for medical morphology
	Shenqian Dai, Peking Union Medical College, China	The development and application of morphological multimedia website based on autonomous learning
	Daliang Wang, School of Medicine, Tsinghua University, China	Exploration of multiple teaching practices in the course of histology
	Huayong Chen, Yanbian University School of Medicine, China	Research on anesthesiology and anatomy teaching method of cultivating creative thinking
	Lisheng Zhang, Shanghai University of Traditional Chinese Medicine, China	"Gratitude, Reverence and Responsibility"-the core values cultivation of human anatomy
<p>Room 6</p> <p>Free Papers Session 13: Nerve Regeneration / Neuroanatomy and Translational Medicine (1)</p> <p>Chair: Tinghua Wang</p>	Ting-Hua Wang, Kunming Medical University and Sichuan University, China	Precise medicine/integrate medicine/Translational medicine and neurological diseases, how to make them work?
	Ling-Ling Xiong, Sichuan University, China	The role of different concentrations of scutellarin on the growth of diverse tumor cells
	Zi-Bin Zhang, Kunming Medical University and Sichuan University, China	Role of miRNA in neonatal with hypoxia
	Yang Xu, Kunming Medical University and Sichuan University, China	Regulating mechanism of complexin/elf5A in spinal cord injury
	Xiao-Ming Zhao, Kunming Medical University and Sichuan University, China	FSTL1 binding DIP2A receptors to inhibit the occurrence of inflammation and apoptosis via pAKT signaling pathway in mice associated with lung injury induced by cerebral ischemia
	Yang-Yang Wang, Kunming Medical University and Sichuan University, China	Analysis of Proteomics Changes in Brain Tissue, Serum and Lung Tissue of Rats with Brain Ischemia
10:00 - 10:15	Tea break	
AM 10:15-12:15, July 29 (Sat), PARALLEL SYMPOSIUMS 20-23, FREE PAPER SESSIONS 14-15		
<p>Room 1</p> <p>Parallel Symposium 20: Education in the Morphological Science Sponsor ASE</p> <p>Chairs: Richard Drake Wojciech Pawlina</p>	Richard Drake, Lerner College of Medicine of CWRU. USA	Impact of Changes in Anatomy Education at US Medical Schools
	Boon Huat Bay, National University of Singapore, Singapore	The Human Anatomy Museum – A Valuable Resource for the Learning of Human Structure and Anatomical Organization of the Body
	Wojciech Pawlina, Mayo Clinic College of Medicine, MN USA	Teaching Histology in Current Medical Curriculums: Changes, Trends, and Competencies
	Lap Ki Chan, The University of Hong Kong, China	Problem-Oriented Dissection: Team Exercises in the Dissection Laboratory
<p>Room 2</p> <p>Parallel Symposium 21: International trends in modern anatomy</p>	Aiji Ohtsuka, Okayama University, Japan	Virtual 3d multi-layer and multi-viewpoint images of human dissected cadaver
	Beom Sun Chung, Ajou University, Korea	The use of educational comics in learning anatomy among multiple student groups

education (1) Chairs: Xuezheng Liu Lap ki Chen	Hong Chen, School of Basic Medical Sciences, Fudan University, China	Innovations of curriculum construction for histology & embryology course in the Era of informationized education
	Ying Li, Digital Medicine Institute, The Third Military Medical University	A method based on partition in spherical space for automatic anatomic labeling of coronary artery segmentation
Room 3 Parallel Symposium 22: Digital Medicine Chairs: Shaoxiang Zhang Joseph Alpert	Shaoxing Zhang, The 3th Military Medical University, China	Application of Digital Medicine in Clinical Oncology
	Joseph S. Alpert, University of Arizona Sarver Heart Center, USA	Coronary Artery Anomalies – An Update in 2017
	Jun Ouyang, South Medical University, China	Digital Medicine and Innovation of Spinal Surgery
	Qin M. Chen, College of Medicine, University of Arizona, USA	Oxidative Stress Induces Cellular Hypertrophy: Role of Protein Synthesis and Retinoblastoma Gene
Room 4 Parallel Symposium 23: Biology of reproductive system Chairs: Mary-Cathrine Madekurozwa Zhen Li	Mary-Cathrine Madekurozwa, Faculty of Veterinary Science, University of Pretoria, South Africa	The Sertoli-Leydig-Peritubular Myoid Cell Axis: Spatiotemporal Structural Correlates in the Testes of Di(n-butyl) phthalate Exposed Japanese Quails (<i>Coturnix coturnix japonica</i>)
	Hong Chen, School of Basic Medical Sciences, Fudan University, China	A mechanism study of sperm mitochondrial ROS generation and its effect on sperm motility
	Pang Cheng, The Fourth Military Medical University, China	Effects of MTA1/ER α mediated transcription on the role of epididymal cells in the mouse
	Jie Chen, Inner Mongolia Medical University, China	The study about the influence on the expression of Cx43 about FSH/FSH+LH interpose in the vitrification mouse ovary
	Jinhua Wei, The Fourth Military Medical University, China	Influence of estrogen receptor α phosphorylation at serine 309 on male reproductive function of mice
Room 5 Free Papers Session 14: Stem Cell (3) Chair: Lei Lei	Lei Lei, Harbin Medical University, China	iTRAQ-based quantitative proteomic analysis of Yamanaka-factor reprogrammed breast cancer cells
	Yuejiao Li, The Chinese University of Hong Kong, China	Gene correction of a Sox10 mutation in mouse iPSCs using CRISPR/Cas9 gene editing system
	Ningxia Zhu, The First Affiliated Hospital, Shantou University, China	LncRNAH19 Can Affect Hair-Inducing Activity of Dermal Papilla Cells
	En Lin, Second Affiliated Hospital, Shantou University, China	LncRNAH19 Can Affect Hair-Inducing Activity of Dermal Papilla Cells
	Chao Chen, Hunan Normal University Medical College, China	Lovastatin Enhances Chemo-sensitivity of Breast Cancer Stem Cells to Doxorubicin Through Inhibiting Erk1/2 Signaling
Room 6 Free Papers Session 15: Nerve Regeneration / Neuroanatomy and Translational Medicine (2) Chair: Tinghua Wang	Jia Liu, Kunming Medical University and Sichuan University, China	Traumatic brain injury and biotherapy: current and issues
	Xiu-Ying He, Kunming Medical University and Sichuan University, China	Effect of Scutellarin to inhibit the proliferation of glioma
	Fei-Fei Xu, Kunming Medical University and Sichuan University, China	The change of S100A8 and its function in cerebral ischemia reperfusion injury
	Jie-Dong Wang, Kunming Medical University and Sichuan University, China	Establishment of focal cerebral ischemia model in tree shrew induced by MCAO of electric coagulation
	Xi Hu, Kunming Medical University and Sichuan University, China	Inhibition to Interleukin-1 β ameliorates the functional rehabilitation of spinal cord contusion rats associated with PI3K/AKT signal pathway
	Ying-Jie Niu, Kunming Medical University and Sichuan University, China	The synergy of GLO1 and IL-10 promotes the rehabilitation of spinal cord contusion rats

12:30 - 13:30 Lunch Break. Exhibition and Poster (The author please stand by poster)		
PM 13:30-15:30, July 29 (Sat), PARALLEL SYMPOSIUMS 24 and 25, FREE PAPER SESSIONS 16-19		
Room 1 Parallel Symposium 24: International trends in modern anatomy education (2) Chair: Xuesong Yang	Cagatay Barut, Bahcesehir University School of Medicine, Istanbul, TURKEY	The symmetry-asymmetry condition of the human body
	Tongqiang Chen, Gannan Medical College, China	The Experiment Research on Mind Map Teaching to Histology and Embryology
	Xuesong Yang, Jinan University Medical School, China	The implements of new teaching approaches dramatically improve medical education at Jinan University Medical School
Room 2 Parallel Symposium 25: Stem cell (4) Chair: Ping Zhang	Ping Zhang, Tianjing Medical University, China	The application of endogenous stem cells in regenerative medicine
	Li Lu, Shanxi Medical University, China	Proteasomal activity is required for maintenance of adult stem cells
	Linya You, Shanghai Medical College, Fudan University, China	Multivalent functions of a chromatin regulator in development and stem cells
	Junfeng Jiang, The Second Military Medical University, China	Induction of site-specific chromosomal translocations in embryonic stem cells by CRISPR/Cas9
Room 3 Free Papers Session 16: Anatomy Chairs: Xinru Du Huairui Cui	Peng Zhang, Shanghai Medical College, Fudan University, China	Three dimensional reconstruction and printing of anencephaly based on CT and MRI images
	Huairui Cui, Wenzhou Medical University, China	Applied anatomy and 3-dimensional visualization study on the DIEP flaps
	Galina Spirina, Ural State Medical University, Russia	Influence of variations of coronary artery branches on blood supply to cardiac conduction system
	Shimin Zhang, Tongji University, China	The anterolateral supra-fibular-head approach for plating posterolateral tibial plateau fractures: anatomic study and surgical technique
	ML Eddy Parwanto, University of Trisakti, Indonesia	The Genetic Aspect and Morphological Performance of Achondrogenesis
	Lu Liu, College of Life Science and Technology, Inner Mongolia Normal University, China	A Study on the Geographical Distribution of Stature, Body Weight and Latitude of Urban Han in China
Room 4 Free Papers Session 17: Regulation of tissue growth and development Chairs: He Li, Khan Junatas	Khan Junatas, University of Veterinary Medicine Vienna, Austria	Stereological analysis of size and density of hepatocytes in the porcine liver
	Xuesong Yang, Medical College, Jinan University, China	Proper autophagy is indispensable for early embryonic morphogenesis
	Xiaoyong Wei, Guangzhou University of Chinese Medicine, China	Interaction between dendrobium-extracted gigantol and aldose reductase: the potential use of gigantol as a treatment of diabetic cataract
	He Huang, Xiangya School of Medicine, Central South University, China	Inhibition of BET bromodomain upregulates TAZ and its function
	Kai Jiao, School of Stomatology, The Fourth Military Medical University, China	Degenerative remodeling of temporomandibular joint was promoted by activation of α 2A-adrenergic signal transduction in chondrocytes
Room 5 Free Papers Session 18: Anatomy Education and New Technology Chair: Jun Ouyang	Min Suk Chung, Ajou University School of Medicine, Republic of Korea	Visible Korean, comics, and textbook for easy learning of anatomy
	Huirui Cui, South Medical University, China	Applied anatomy and 3-dimensional visualization study on the DIEP flaps
	Hyo Seok Park, Daejeon University, Republic of Korea	Improved software to browse the serial medical images for learning
	Lidong Zhai, Tianjin Medical University, China	Sectional and digital anatomical study of the male bladder and urethra
	Chunjuan Gu, Shanghai University of Medical & Health Sciences, China	Free regional anatomy book

	Min Xiao, Shandong University, China	Attention Performance Measured by Attention Network Test is Correlated with Global and Regional Efficiency of Structural Brain Networks
Room 6 Free Papers Session 19: Mechanisms of tissual injury and repair Chairs: Zane Vitenberga Lan Xiao	Jianliang Jin, Nanjing Medical University, China	P16 ^{JNK4a} Deletion Ameliorated Renal Tubulointerstitial Injury in a Stress-induced Premature Senescence Model of Bmi-1 Deficiency
	Bao Li, Anhui Medical University, China	HDAC4 repress the expression of pCREB induced by hypercholesterol results the death of hippocampus neuron
	Zane Vitenberga, Riga Stradins University, Institute of Anatomy and Anthropology, Latvia	Inflammatory, anti-inflammatory and regulatory cytokines IL-1 α , IL-4, IL-6, IL-7, IL-8 and IL-10 in COPD affected lung tissue
	Agate Galuza, University of Latvia, Latvia	Mucosal nervous tissue and inflammatory infiltrate in appendicitis
	Zhe Gao, Tianjin Medical University, China	Histological studies on acute and chronic osteoarthritis treatment
	Guangmin Liu, Central South University, China	miR-497-5P regulates angiogenesis by targeting IGF2R in rat endothelial cells
POSTER July 29, 2017(Sat) 08:00 - 15:30. No.261-376		
[261] [376]		
16:30-17:45 Close Ceremony 18:00-20:00 Farewell Party		